



The United States Army Old Guard Fife and Drum Corps

www.fifeanddrum.army.mil

Live Audition March 25-26, 2026

Snare Drum Vacancy Information

The United States Army Old Guard Fife and Drum Corps is one of four premier musical ensembles within the U.S. Army and is permanently stationed at Joint Base Myer-Henderson Hall, VA. Members of the Corps perform with musical instruments and uniforms similar to those used by military musicians of the Continental Army during the American Revolution. The Fife and Drum Corps performs in ceremonies for official military and government events at the White House, Pentagon, Arlington National Cemetery, and Joint Base Myer-Henderson Hall (JBM-HH). The Corps also supports the Army's mission by traveling nationally and internationally to perform shows, parades, and special events. Drum instrumentalists require the exclusive use of rope tensioned rudimental snare drums and bass drums.

Benefits

Military Rank

Members of The Fife and Drum Corps are given the Military Occupational Specialty (MOS) of 42S, "Special Band Musician". Personnel are typically promoted to the rank of Staff Sergeant (E-6) within six months of enlistment.

Compensation

The annual starting salary for Staff Sergeant is approximately \$80,000 without dependents and \$86,000 with dependents.

Healthcare

Full medical and dental coverage through Tricare.

Paid Leave

30 days paid vacation annually

Retirement

The Blended Retirement System allows you to immediately begin contributing to a retirement account, in addition to being eligible for a pension after 20 years of active duty service.

Education

Earn full tuition for higher education through the Post 9/11 GI Bill. Tuition Assistance is also available for continuing education while serving.

Location

Permanent duty assignment to JBM-HH, VA, located near the heart of Washington, DC.

Qualifications:

Qualified candidates must demonstrate superior musical expertise. Candidates must exhibit the highest standards of military bearing, personal appearance, and discipline.

Candidates must have no physical hindrance to marching or movement. Marching and maneuvering is a requirement of the position and will be assessed as a portion of the live audition. Candidates must be capable of performing without the aid of glasses. Contact lenses are acceptable.

Enlistment:

U.S. Citizenship is required. Eligible applicants must be between the ages of 18 and 35.

Minimum enlistment period of 4 years, after notification of acceptance.

TOGFDC Soldiers must obtain a security clearance, qualify for presidential support duties, and exhibit a high degree of maturity, discretion, and trust.

Candidates must complete U.S. Army MEPS prior to live audition.



U.S. ARMY



The United States Army Old Guard Fife and Drum Corps

www.fifeanddrum.army.mil

To Apply for a Live Audition

Please submit a Pre-Screening Portfolio that includes the following:

1 Information Sheet

- Complete the provided Information Sheet

2 One-Page Resume

- Education
- Performance / Occupational Experience
- All prior marching experience
- Additional information pertaining to this position

3 Video Recording

- The video image should be level, straight from the front, as close to the performer as possible, and contain a view of the performer from head to toe
- Professional appearance is highly recommended
- Ensure that your video loads and functions properly
- Presence of a splice or edit within a selection will constitute elimination
- Each excerpt may be recorded separately, individual videos must be compiled into a single Youtube link
- Include the following material to be played on a snare drum:
 - I. The provided Pre-Screen Music
 - II. Play the following rudiments:
 - The long roll – broken down from slow to fast to slow.
Approximately 2 minutes in length (60 seconds in, 60 seconds out)
 - The following rudiments broken down from slow to fast to slow.
Each rudiment should be approximately 1 minute in length (20 to 30 seconds in, 20 to 30 seconds out):
 - Flam
 - Paradiddle
 - Flamacue
 - Seven stroke roll – left hand lead
 - Fifteen stroke roll
 - Drag (ruff)

4 Military Applicants

Please contact us at
usarmy.jbmhh.mdw.list.fdc-auditions@army.mil to verify eligibility
and additional material requirements.



U.S. ARMY



The United States Army Old Guard Fife and Drum Corps

www.fifeanddrum.army.mil

All Applicants

Email all materials to the Auditions Coordinator at:

usarmy.jbmhh.mdw.list.fdc-auditions@army.mil at one time. You will receive an email confirming receipt of your portfolio. If you do not have confirmation within 48 hours of submission, please contact the Auditions Coordinator. Portfolios must be submitted by email no later than 11:59 pm EST on January 28, 2026. All file names must include your first and last name.

Audition

A select number of candidates will be invited to attend a live audition at Joint Base Myer-Henderson Hall, VA on March 25-26, 2026. The live audition is a two-day process and will include the following:

- Memorized selections which will be provided
- Prepared selections which will be provided
- Marching Instruction and Assessment
- 30-Minute Standing Assessment
- Marching and playing with a drumline
- Personal interview

Candidates may be dismissed based on their performance after any assessment

Civilian Applicants:

If selected for the live audition, your local recruiter will arrange to have your audition travel expenses paid for by the U.S. Army Recruiting Battalion [IAW USAREC Message 23-036 Paragraph 6]. Civilian Applicants **ARE NOT** under obligation to enlist unless they are offered and accept a position with the Fife and Drum Corps.

Civilian Applicants are encouraged to speak with a recruiter at their earliest convenience. Completion of the military medical pre-screening does not guarantee an invitation to the live audition, nor does it obligate an applicant to join the Army. However, completion of MEPS (Military Entrance Processing Station) pre-screening is a prerequisite to secure Army funding to attend the live audition. MEPS pre-certifications are valid for two years upon completion. The U.S. Army Old Guard Fife and Drum Corps supports an environment in which all individuals are treated fairly and respectfully, have equal access to opportunities and resources, and can contribute fully to the organization's success, regardless of race, color, sex, religion, or national origin.

For more information, please email
usarmy.jbmhh.mdw.list.fdc-auditions@army.mil.



U.S. ARMY

Snare Drum Audition 2026

Pre-Screen Solo

 $\text{♩} = 100$

Snare Drum $\text{♩} = 100$ ***f***

5 S.Dr. ***f***

9 S.Dr.

13 S.Dr.

17 S.Dr. ***p*** ***mf***


21 S.Dr. ***p*** ***mf*** ***f***


25 S.Dr. ***p*** ***mp***

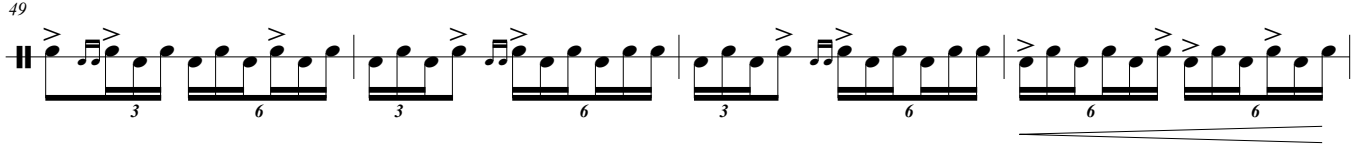
29 S.Dr. ***f***


33 S.Dr.


37 S.Dr. ***p*** ***mp*** ***mf*** ***f***

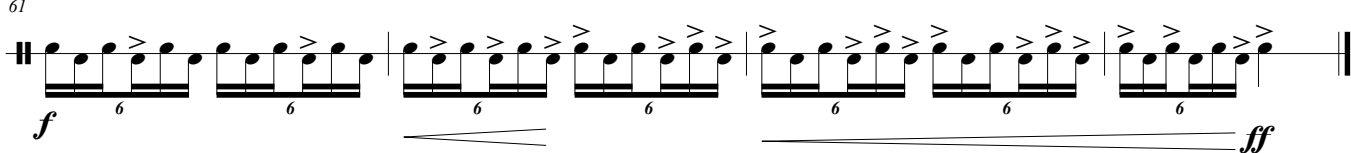
41
S.Dr. 
p

45
S.Dr. 
f *p*

49
S.Dr. 
p

53
S.Dr. 
mp *mf* *f*

57
S.Dr. 
mp

61
S.Dr. 
f *ff*

Snare Drum Audition 2026

Pre-Screen Excerpt #1

♩ = 100

Snare Drum

f *p* *p*

5

S.Dr. *f*

10

S.Dr. *mp*

14

S.Dr. *f* *mp* *f* *f*

1. 2.

6 6

Snare Drum Audition 2026

Pre-Screen Excerpt #2

♩. = 112

Snare Drum **6/8** *mf*

5 S.Dr. *fp*

9 S.Dr. *f*

15 S.Dr. *fp* *f* *p*

19 S.Dr. *mp* *p* *f* *mp*

23 S.Dr. *f*

Snare Drum Audition

Rudiment Sheet

1. Single Stroke Roll

Single Stroke Roll: A continuous roll of eighth notes, alternating between the right and left hands. The notation shows a sequence of eighth notes on a single staff, with the right hand (R) and left hand (L) alternating strokes.

2. Single Stroke Four

Single Stroke Four: A sequence of four eighth notes, alternating between the right and left hands. The notation shows a sequence of eighth notes on a single staff, with the right hand (R) and left hand (L) alternating strokes. The sequence is repeated twice, with a '3' above the second group indicating a triplet.

3. Single Stroke Seven

Single Stroke Seven: A sequence of seven eighth notes, alternating between the right and left hands. The notation shows a sequence of eighth notes on a single staff, with the right hand (R) and left hand (L) alternating strokes. The sequence is repeated twice, with a '6' above the second group indicating a sextuplet.

4. Multiple Bounce Roll

Multiple Bounce Roll: A sequence of eighth notes, alternating between the right and left hands, with a bounce or 'bounce' indicated by a curved line above the notes. The notation shows a sequence of eighth notes on a single staff, with the right hand (R) and left hand (L) alternating strokes.

5. Triplet Stroke Roll

Triplet Stroke Roll: A sequence of eighth notes, alternating between the right and left hands, with a triplet indicated by a '3' above the notes. The notation shows a sequence of eighth notes on a single staff, with the right hand (R) and left hand (L) alternating strokes. The sequence is repeated twice, with a '6' above the second group indicating a sextuplet.

6. Double Stroke Roll (Long Roll)

Double Stroke Roll (Long Roll): A sequence of eighth notes, alternating between the right and left hands, with a double stroke indicated by a '2' above the notes. The notation shows a sequence of eighth notes on a single staff, with the right hand (R) and left hand (L) alternating strokes. The sequence is repeated twice, with a '6' above the second group indicating a sextuplet.

7. Five Stroke Roll

Five Stroke Roll: A sequence of eighth notes, alternating between the right and left hands, with a five stroke indicated by a '5' above the notes. The notation shows a sequence of eighth notes on a single staff, with the right hand (R) and left hand (L) alternating strokes. The sequence is repeated twice, with a '6' above the second group indicating a sextuplet.

8. Six Stroke Roll

Six Stroke Roll: A sequence of eighth notes, alternating between the right and left hands, with a six stroke indicated by a '6' above the notes. The notation shows a sequence of eighth notes on a single staff, with the right hand (R) and left hand (L) alternating strokes. The sequence is repeated twice, with a '6' above the second group indicating a sextuplet.

9. Seven Stroke Roll

Seven Stroke Roll: A sequence of eighth notes, alternating between the right and left hands, with a seven stroke indicated by a '7' above the notes. The notation shows a sequence of eighth notes on a single staff, with the right hand (R) and left hand (L) alternating strokes. The sequence is repeated twice, with a '6' above the second group indicating a sextuplet.

10. Nine Stroke Roll

Nine Stroke Roll: A sequence of eighth notes, alternating between the right and left hands, with a nine stroke indicated by a '9' above the notes. The notation shows a sequence of eighth notes on a single staff, with the right hand (R) and left hand (L) alternating strokes. The sequence is repeated twice, with a '6' above the second group indicating a sextuplet.

11. Ten Stroke Roll

Ten Stroke Roll: A sequence of eighth notes, alternating between the right and left hands, with a ten stroke indicated by a '10' above the notes. The notation shows a sequence of eighth notes on a single staff, with the right hand (R) and left hand (L) alternating strokes. The sequence is repeated twice, with a '6' above the second group indicating a sextuplet.

12. Eleven Stroke Roll

Eleven Stroke Roll: A sequence of eighth notes, alternating between the right and left hands, with an eleven stroke indicated by an '11' above the notes. The notation shows a sequence of eighth notes on a single staff, with the right hand (R) and left hand (L) alternating strokes. The sequence is repeated twice, with a '6' above the second group indicating a sextuplet.

13. Thirteen Stroke Roll

Thirteen Stroke Roll: A sequence of eighth notes, alternating between the right and left hands, with a thirteen stroke indicated by a '13' above the notes. The notation shows a sequence of eighth notes on a single staff, with the right hand (R) and left hand (L) alternating strokes. The sequence is repeated twice, with a '6' above the second group indicating a sextuplet.

14. Fifteen Stroke Roll

Fifteen Stroke Roll: A sequence of eighth notes, alternating between the right and left hands, with a fifteen stroke indicated by a '15' above the notes. The notation shows a sequence of eighth notes on a single staff, with the right hand (R) and left hand (L) alternating strokes. The sequence is repeated twice, with a '6' above the second group indicating a sextuplet.

15. Seventeen Stroke Roll

Seventeen Stroke Roll: A sequence of eighth notes, alternating between the right and left hands, with a seventeen stroke indicated by a '17' above the notes. The notation shows a sequence of eighth notes on a single staff, with the right hand (R) and left hand (L) alternating strokes. The sequence is repeated twice, with a '6' above the second group indicating a sextuplet.

16. Single Paradiddle

Single Paradiddle: A sequence of eighth notes, alternating between the right and left hands, with a single paradiddle indicated by a '1' above the notes. The notation shows a sequence of eighth notes on a single staff, with the right hand (R) and left hand (L) alternating strokes. The sequence is repeated twice, with a '6' above the second group indicating a sextuplet.

17. Double Paradiddle

Double Paradiddle: A sequence of eighth notes, alternating between the right and left hands, with a double paradiddle indicated by a '2' above the notes. The notation shows a sequence of eighth notes on a single staff, with the right hand (R) and left hand (L) alternating strokes. The sequence is repeated twice, with a '6' above the second group indicating a sextuplet.

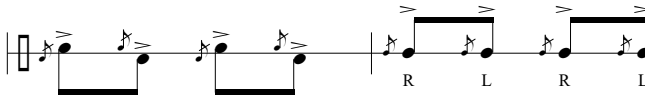
18. Triple Paradiddle

Triple Paradiddle: A sequence of eighth notes, alternating between the right and left hands, with a triple paradiddle indicated by a '3' above the notes. The notation shows a sequence of eighth notes on a single staff, with the right hand (R) and left hand (L) alternating strokes. The sequence is repeated twice, with a '6' above the second group indicating a sextuplet.

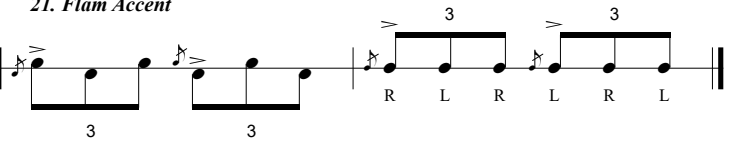
19. Paradiddle-diddle

Paradiddle-diddle: A sequence of eighth notes, alternating between the right and left hands, with a paradiddle-diddle indicated by a 'P' above the notes. The notation shows a sequence of eighth notes on a single staff, with the right hand (R) and left hand (L) alternating strokes. The sequence is repeated twice, with a '6' above the second group indicating a sextuplet.

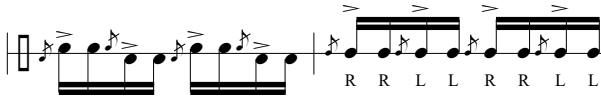
20. Flam



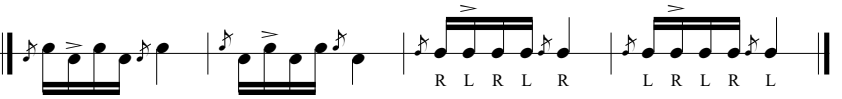
21. Flam Accent



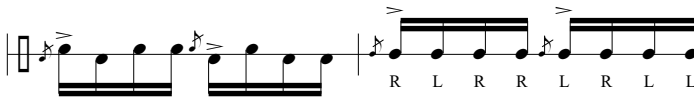
22. Flam Tap



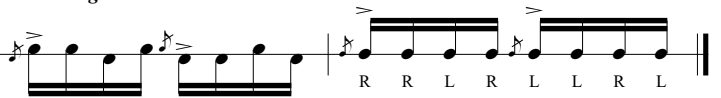
23. *Flamacue*



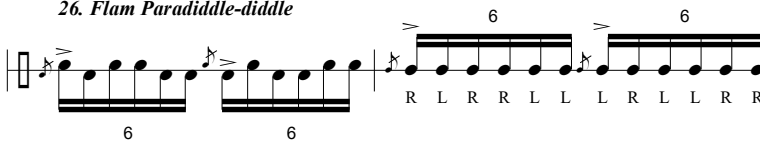
24. Flam Paradiddle



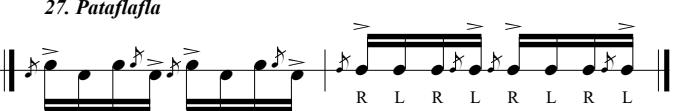
25. Single Flammed Mill



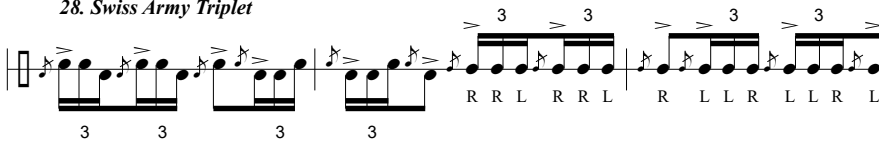
26. Flam Paradiddle-diddle



27. *Pataflafla*



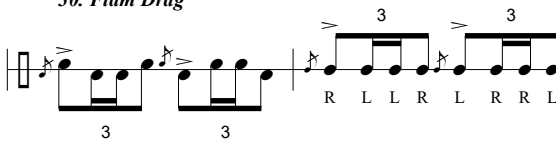
28. Swiss Army Triplet



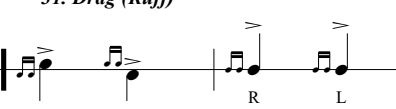
29. *Inverted Flam Tap (Tap Flam)*




30. Flam Drag



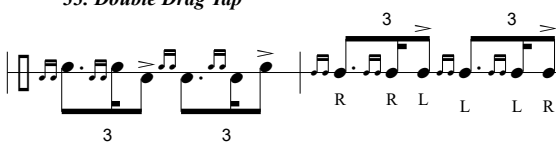
31. Drag (Ruff)



32. Single Drag Tap (Tap Drag)



33. Double Drag Tap



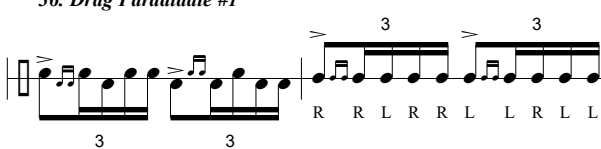
34. Lesson 25



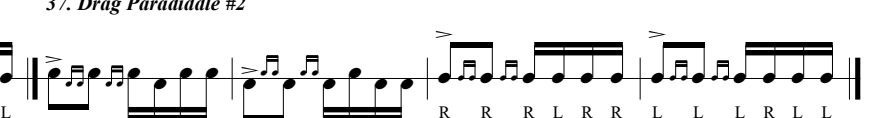
35. Single Dragadiddle




36. Drag Paradiddle #1



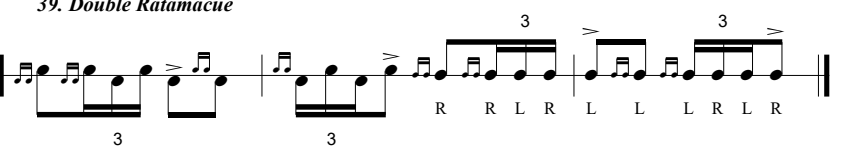
37. Drag Paradiddle #2



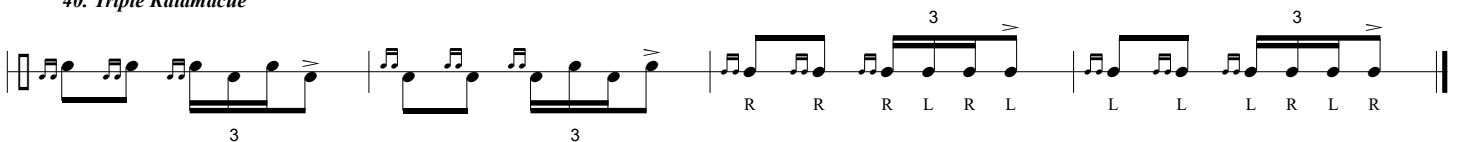
38. *Single Ratamacue*



39. Double Ratamacue



40. Triple Ratamacue



The United States Army Old Guard Fife and Drum Corps

CW4 Thomas Jackson, Bandmaster

Personal Information Sheet

First Name:	Middle Initial:	Last Name:
Street Address:		City:
State:	Zip Code:	Primary Phone Number:
Email Address:		
Date of Birth:		Are you a US Citizen?

Professional Reference 1

Name:
Email Address:
Phone Number:

Professional Reference 2

Name:
Email Address:
Phone Number:

Personal Reference 1

Name:
Email Address:
Phone Number:

Personal Reference 2

Name:
Email Address:
Phone Number:

Unlisted YouTube Link:

All applicants please attach a 1 Page Resume

Military Applicants: Please attach your Soldier Talent Profile (or service equivalent), Letter of Commander's Intent to Release, and last 2 NCOERs

Please submit application to: usarmy.jbmhh.mdw.list.fdc-auditions@army.mil